

Accepted Article

Title: Twofold C-H Activation-Based Enantio- and Diastereoselective C-H Arylation Using Diarylacetylenes as Rare Arylating Reagents

Authors: Xingwei Li, Panjie Hu, Lingheng Kong, Fen Wang, and Xiaolin Zhu

This manuscript has been accepted after peer review and appears as an Accepted Article online prior to editing, proofing, and formal publication of the final Version of Record (VoR). This work is currently citable by using the Digital Object Identifier (DOI) given below. The VoR will be published online in Early View as soon as possible and may be different to this Accepted Article as a result of editing. Readers should obtain the VoR from the journal website shown below when it is published to ensure accuracy of information. The authors are responsible for the content of this Accepted Article.

To be cited as: *Angew. Chem. Int. Ed.* 10.1002/anie.202106871

Link to VoR: <https://doi.org/10.1002/anie.202106871>

RESEARCH ARTICLE

Twofold C-H Activation-Based Enantio- and Diastereoselective C-H Arylation Using Diarylacetylenes as Rare Arylating Reagents

Panjie Hu, Lingheng Kong, Fen Wang,* Xiaolin Zhu, Xingwei Li*

[a] P. Hu, Dr. L. Kong, Dr. F. Wang, Dr. X. Zhu, Prof. Dr. X. Li
 School of Chemistry and Chemical Engineering
 Shaanxi Normal University (SNU)
 Xi'an 710062 (China)
 E-mail: lixw@snnu.edu.cn
 Prof. Dr. X. Li
 Institute of Molecular Sciences and Engineering, Institute of Frontier and Interdisciplinary Sciences, Shandong University, Qingdao 266237 (China)

Supporting information for this article is given via a link at the end of the document.

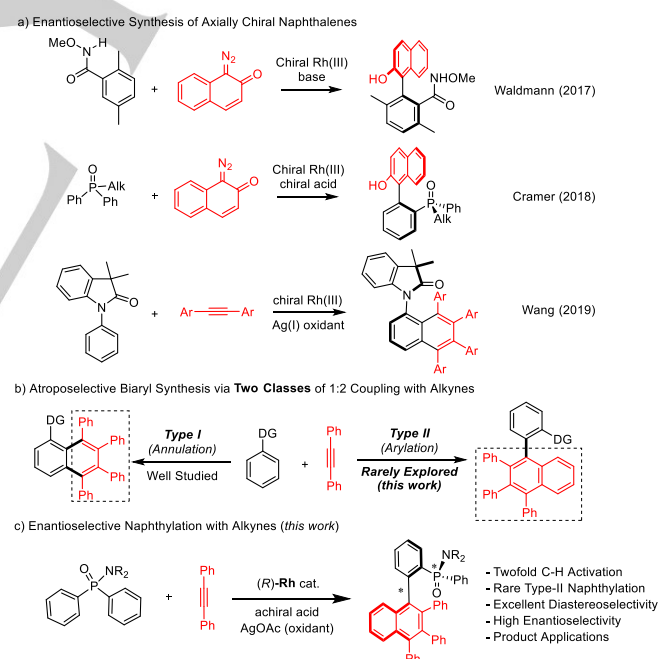
Abstract: C-H bond activation has been established as an attractive strategy to access axially chiral biaryls, and the most straightforward method is direct C-H arylation of arenes. However, the arylating source has been limited to several classes of reactive and bulky reagents. Reported herein is rhodium-catalyzed 1:2 coupling of diarylphosphinic amides and diarylacetylenes for enantio- and diastereoselective construction of biaryls with both central and axial chirality. This twofold C-H activation reaction stands in contrast to the previously explored Miura-Sato type 1:2 coupling of arenes and alkynes in terms of chemoselectivity and proceeded under mild conditions with the alkyne acting as a rare arylating reagent. Both C-H activation events are stereo-determining and are under catalyst control, with the 2nd C-H activation being diastereo-determining in a remote fashion. Analysis of the stereochemistries of the major and side products suggests moderate enantioselectivity of the initial C-H activation-desymmetrization process. However, the minor (*R*) rhodium vinyl intermediate is consumed more readily in undesired protonolysis, eventually resulting in high enantio- and diastereoselectivity of the major product.

Introduction

Axially chiral compounds represent a large family of aromatics that have found wide applications as medicinally important agents, organocatalysts, and chiral ligands or catalysts. Numerous organocatalytic and metal-catalyzed synthetic methods have been developed to access atropo-enriched biaryls.^[1] Despite the progress, there is a general trend to access these synthetic targets by overcoming some drawbacks such as use of stoichiometric chiral auxiliaries and the requirement of prefunctionalized starting materials. In this regard, asymmetric C-H bond activation^[2] has been established as an atom- and step-economic approach to address these limitations, allowing generation of molecular complexity in a single step starting from readily available reagents.

The effectiveness of C-H bond activation-based generation of axial chirality has been witnessed by the increasing number of reports in the past decade. Early work focused on palladium-catalyzed C-H activation,^[3] and the majority of recent studies takes advantage of size-increasing effect via dynamic kinetic transformation of arenes that already bear an axis.^[4] Our group also realized biaryl synthesis by alternative dynamic kinetic transformation of the coupling reagent (alkynes).^[5] Direct arylation of arenes with concurrent generation of an axis seems a more straightforward protocol. In 2012 Yamaguchi and Itami applied naphthyl boronic acids as an arylating reagent in Pd-catalyzed arylation of thiophenes.^[6] In 2020, Cramer applied 1-naphthyl

bromide as the arylating reagent for biaryl synthesis.^[7] Great progress has been made in Rh- or Ir-catalyzed C-H activation.^[8] In 2017, Waldmann^[9] realized asymmetric C-H arylation of sterically hindered benzamides with diazonaphthoquinones catalyzed by a chiral Rh(III) cyclopentadienyl (Scheme 1a). Cramer elegantly realized desymmetrization-arylation of phosphine oxides using a chiral Cp^{*}Ir(III) catalyst in combination with a chiral acid (Scheme 1a).^[10] We recently applied *o*-alkynylanilines as an arylating reagent for 2,3'-biindolyl synthesis.^[11] In 2020, You achieved arylation of arenes via dynamic kinetic transformation of arenes using heteroarenes as an arylating reagent.^[12]



Scheme 1 Axially Chiral Biaryls via C-H Arylation of Arenes

Despite the progress, generation of axial chirality calls for employment of more readily available arylating reagents. Since 1-naphthyl groups represent a typical bulky aryl ring, formation of 1-naphthyls offers a convenient approach to biaryl synthesis. In this context, Wang^[13] reported in 2019 Satoh-Miura type^[14] 1:2 annulation between amides and alkynes for atroposelective synthesis of naphthalenes (Scheme 1a), where the alkyne contributes four carbon atoms to the naphthalene ring (Type I coupling), and the axis preexists

RESEARCH ARTICLE

in the arene substrate, which amounts to dynamic kinetic transformation of the arene substrate. On the other hand, alternative role of alkynes may be invoked in a different chemoselectivity (Scheme 1b, **Type II** reaction) where the chiral axis is newly constructed. While this reaction also proceeds via twofold C-H activation and 1:2 coupling,^[15] the alkyne contributes ten carbon atoms during the naphthalene ring formation, and one of arene ring in the alkyne unit undergoes C-H activation. This unusual selectivity has been disclosed in several reports.^[16] However, no atroposelective system has been developed. We now report enantio- and diastereoselective C-H activation-desymmetrization of phosphinamide (Scheme 1c), leading to synthesis of biaryls with axial and P-central chirality, in which both the C-H activation events are stereo-determining.

Results and Discussion

We embarked on our studies by screening a series of arenes bearing different directing groups using the Cramer-type (*R*)-**Rh1** catalyst.^[17] While some arenes were found to undergo the Satoh-Miura type annulation with diphenylacetylene, the desired chemoselectivity was consistently realized when arenes bearing a P=O^[11,18] directing group were used under oxidative conditions (AgOAc, DCM, Table 1). It was discovered that phosphinamides with dialkylamino groups underwent 1:2 coupling with diphenylacetylene in variable enantioselectivity (77:23 to 97:3 er), and the highest enantioselectivity was observed for a NⁱPr₂ substituent. In contrast, Ph₂P(O)ⁱBu only coupled with lower efficiency and moderate enantioselectivity. Therefore, this substrate (**1a**) was retained for further optimization.

Table 1. Initial Optimization of the Directing Group.^[a]

R	NEt ₂	NPh ₂	NBn ₂	N(CH ₂) ₄	N(CH ₂) ₅
Yield (%) ^b	36	36	41	23	31
e.r.	88:12	77:23	88:12	92:8	93:7

R	N ⁱ Bu ₂	N ⁱ Pr ₂	NH ⁱ Bu	Cy	ⁱ Bu
Yield (%) ^b	28	53	33	-	38
e.r.	94:6	97:3	89:11	-	81:19

[a] Reaction conditions: **1** (0.05 mmol), **2a** (0.15 mmol), (*R*)-**Rh1** (4 mol%), AgOTf (16 mol%), AgOAc (0.15 mmol), CyCO₂H (0.1 mmol), DCM (1 mL), 24 h, 50 °C. The e.r. was determined by HPLC using a chiral stationary phase. [b] The yield was determined by ¹H NMR analysis.

The coupling of **1a** and diphenylacetylene (**2a**) was further screened (Table 2 and Supporting Information). Increasing the temperature to 60 °C improved the reaction efficiency, while no improvement was made when other silver carboxylate oxidants were

used (entries 1-3). CyCO₂H seemed to be a superior acid additive and other common carboxylic acids gave less satisfactory outcomes (entries 4-7). Solvent screening indicated that DCM outperformed other halogenated solvents. AgOTf and AgSbF₆ proved nearly equally effective in activating the Rh(III) catalyst (entries 9-10 and Equation 1). While the reaction may afford the undesired hydroarylation product, the enantio- and diastereoselectivities were generally high. In contrast to the **Rh1** catalyst, **Rh2** and **Rh3** gave lower efficiency or enantioselectivity. In all cases, no Type I coupling product was detected. The absolute configuration of **3** has been determined by X-ray crystallography (CCDC 2006608).^[19]

Table 2. Optimization of the Reaction Conditions.^[a]

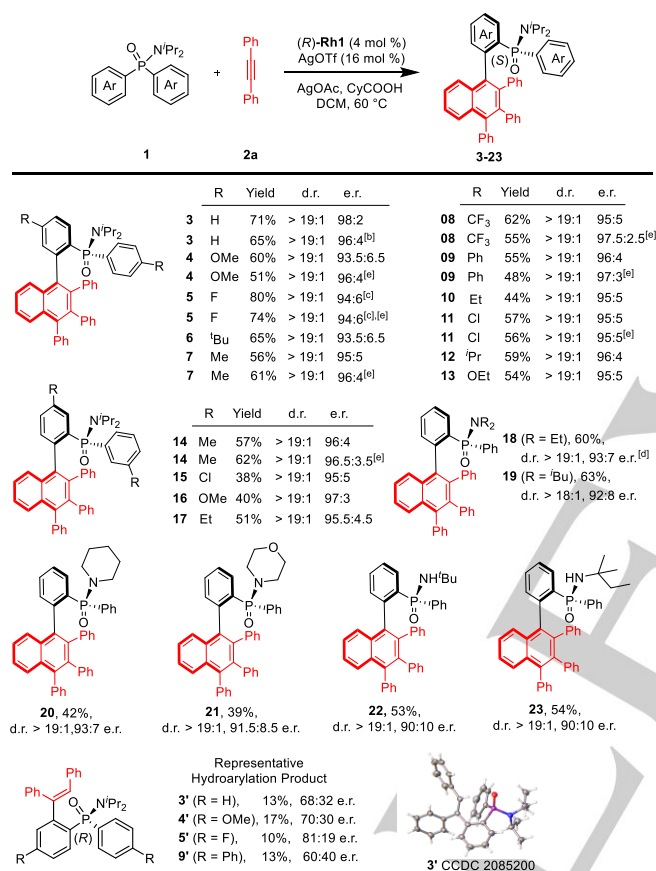
Entry	Ag additive	Oxidant (equiv)	Solvent	Yield [%]	e.r.
1	AgOTf	AgOAc (3.0)	DCM	65	97:3
2	AgOTf	^t PrCO ₂ Ag (3.0)	DCM	30	96:4
3	AgOTf	CyCO ₂ Ag (3.0)	DCM	56	97:3
4 ^b	AgOTf	AgOAc (3.0)	DCM	57	95:5
5 ^c	AgOTf	AgOAc (3.0)	DCM	23	94:6
6 ^d	AgOTf	AgOAc (3.0)	DCM	43	87:13
7 ^e	AgOTf	AgOAc (3.0)	DCM	47	93:7
8	AgOTf	AgOAc (3.0)	DCE	12	98:2
9	AgOTf	AgOAc (3.0)	PhCl	25	97:3
10	AgOTf	AgOAc (2.5)	DCM	71	98:2
11	AgSbF ₆	AgOAc (2.5)	DCM	67	97:3
12	AgPF ₆	AgOAc (2.5)	DCM	30	95:5
13	AgBF ₄	AgOAc (2.5)	DCM	54	96:4
14 ^f	AgOTf	AgOAc (2.5)	DCM	52	97:3
15 ^g	AgOTf	AgOAc (2.5)	DCM	43	90:10

[a] Reaction conditions: **1a** (0.05 mmol), **2a** (0.125 mmol), (*R*)-**Rh1** (4 mol%), AgOTf (16 mol%), AgOAc (0.125 mmol) and CyCO₂H (0.1 mmol) in DCM (1 mL), 24 h, 60 °C, isolated yield. > 19:1 dr in all cases. The e.r. was determined by HPLC using a chiral stationary phase. [b] ^tPrCO₂H (0.1 mmol) instead of CyCO₂H. [c] PhCO₂H (0.1 mmol) instead of CyCO₂H. [d] ^tAmCO₂H (0.1 mmol) instead of CyCO₂H. [e] AcOH (0.1 mmol) instead of CyCO₂H. [f] (*R*)-**Rh2** (4 mol%). [g] (*S*)-**Rh3** (4 mol%).

Having established the optimal reaction conditions, we next examined the scope of the arene substrates (Scheme 2). Symmetric diarylphosphinic amides bearing an electron-donating (Me, Et, ^tBu, OEt, and OMe), -withdrawing (Ph and CF₃), and halogen groups at the *para* position of the benzene ring were generally well tolerated, and the corresponding products (**4-13**) were isolated in moderate to good yields and in 93.5:6.5 to 97.5:2.5 e.r. Arenes bearing *meta* alkyl and alkoxy groups were also compatible (**14-17**), and the C-H activation took place at the less hindered *ortho* C-H site in excellent enantioselectivity (95.5:4.5 to 97:3 e.r.). The reaction seemed sensitive to steric effect; introduction of an *ortho* Me group inhibited the reaction. Other *N,N*-dialkylphosphinamides reacted with slightly lower enantioselectivity (**18-21**). Similarly, tertiary alkyl amine-derived phosphinamides also reacted with attenuated enantioselectivity (**22** and **23**). This coupling

RESEARCH ARTICLE

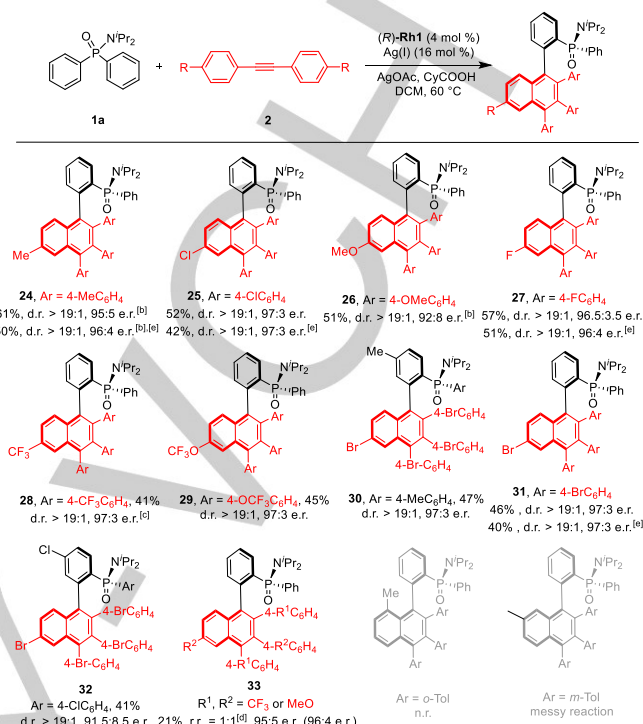
reaction can be performed at a 0.1 mmol scale and was readily scaled to 1 mmol scale. All the products obtained in this work are atropomerically stable and no decrease of enantiopurity or diastereopurity was observed when they were heated at 100 °C. In most cases, competitive 1:1 C-H olefination side products were observed, which accounts for the moderate isolated yields of the major 1:2 coupling products in most reactions. These olefination side-products were obtained in much lower enantioselectivity. Significantly and surprisingly, the absolute configuration of a representative C-H olefination product (**3'**) has been determined to be (*R*) configured (CCDC2085200), which stands in sharp contrast to the (*S*) P-central chirality in the final product. These observations may offer insight into the mechanism of this coupling system (*vide infra*).



Scheme 2. Scope of Phosphoric Amides in Enantioselective Arylation. [a] Reaction conditions: **1** (0.05 mmol), **2a** (0.125 mmol), (*R*)-**Rh1** (4 mol%), AgOTf (16 mol%), AgOAc (0.125 mmol), CyCO₂H (0.1 mmol), DCM (1 mL), 60 °C, 24 h. [b] 1 mmol scale. [c] AgSbF₆ (16 mol%), [d] AgPF₆ (16 mol%), 40 °C. [e] 0.1 mmol scale.

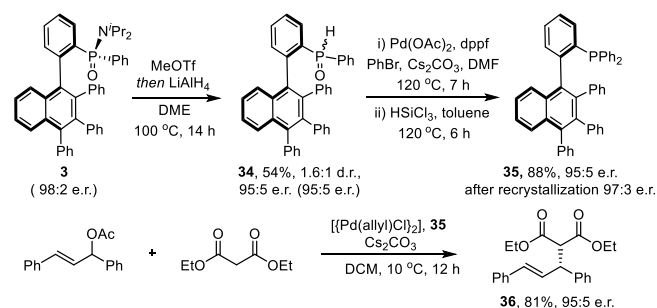
The scope of the diarylacetylene was next explored (Scheme 3). Since the alkyne underwent twofold insertion together with C-H activation in one of the arene ring, it is expected that the electronic and steric effects of the alkyne are superposed to give a pronounced effect. Indeed, essentially no desired reaction was detected when di(*o*-tolyl)acetylene was used. Nevertheless, coupling using various diarylacetylene bearing electron-donating (alkyl and OMe) and -withdrawing (halogen, OCF₃, and CF₃) at the *para* position afforded the desired product in moderate yield and good to excellent

enantioselectivity (**24-33**, 91.5:8.5 to 97:3 er). In contrast, the reaction of di(*m*-tolyl)acetylene and **1a** only gave complicated product mixtures.



Scheme 3. Scope of Diarylacetylene in Enantioselective Arylation. [a] Reaction conditions: **1a** (0.05 mmol), **2** (0.125 mmol), (*R*)-**Rh1** (4 mol%), AgOTf (16 mol%), AgOAc (0.125 mmol), and CyCO₂H (0.1 mmol) in DCM (1 mL) at 60 °C, 24 h. [b] CHCl₃. [c] (*R*)-**Rh2** (4 mol%) was used. [d] r.r. was determined by HPLC. [e] 0.1 mmol scale.

Synthetic applications of product **3** at a 1 mmol scale was demonstrated (Scheme 4). Treatment of **3** with MeOTf followed by LAH reduction afforded diarylphosphine oxide **34** in moderate yield and low diastereoselectivity, and each diastereomer was obtained in 95:5 e.r. Pd-catalyzed phenylation of the diastereomeric mixture of **34** gave the corresponding triarylphosphine oxide. Standard reduction by SiHCl₃ provided the axially chiral phosphine **35** in high yield and in 95:5 e.r. Phosphine **35** has been applied as a chiral ligand in palladium-catalyzed asymmetric allylic alkylation of an allyl acetate, affording product **36** in 95:5 e.r.



Scheme 4. Product Transformations and Applications.

Photophysical properties of selected products (**3**, **4**, **7**, **9**, and **31**) were next examined (Figure 1). These compounds typically exhibited three

RESEARCH ARTICLE

absorption bands in the UV-Vis spectroscopy, ranging from 225 to 317 nm. Fluorescence emission was observed (excited at 300 nm), and the absolute quantum yield was determined. The highest quantum yield of 0.5 was found for product **3** (Table 2). These data may indicate the potentiality of our products as organic semiconductors.

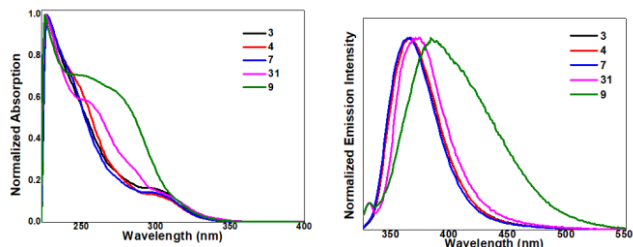
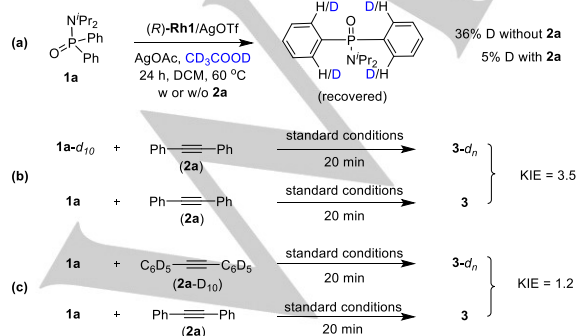


Figure 1. Normalized absorption and emission spectra of **3**, **4**, **7**, **31** and **9** in DCM (1×10^{-5} M).

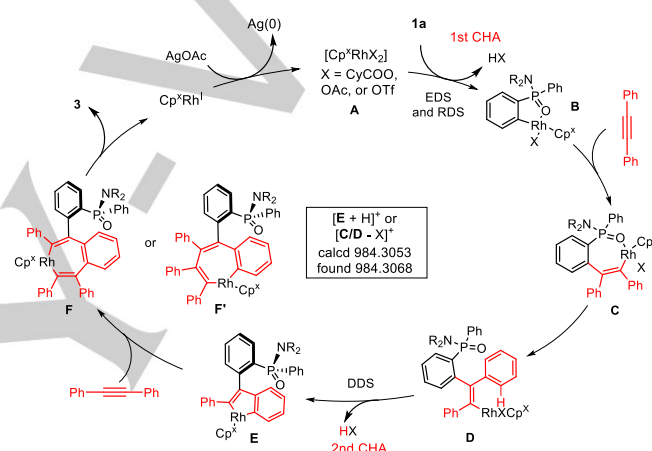
Table 2: Photophysical properties of selected products in CH_2Cl_2 (1×10^{-5} M)

Compound	λ_{abs} [a] [nm]	λ_{em} [b] [nm]	Φ_f [c]
3	227, 297 (sh), 317 (sh)	366	0.50
4	227, 245 (sh), 297 (sh)	366	0.48
7	227, 297 (sh), 317 (sh)	363	0.47
31	225, 254 (sh), 303 (sh)	372	0.003
9	225, 251(sh), 273 (sh), 316 (sh)	384	0.005

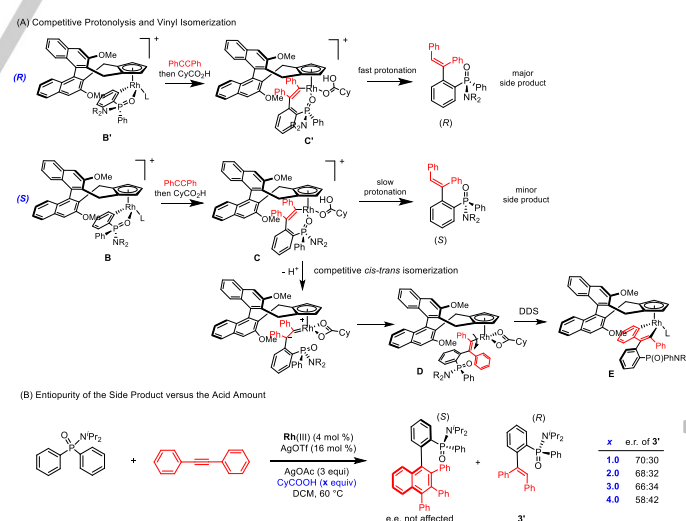
We next briefly explored the mechanism of this naphthylation reaction. H/D exchange between phosphinamide **1a** and $\text{CD}_3\text{CO}_2\text{D}$ under the standard conditions gave appreciable H/D exchange at the *ortho* positions (Scheme 5a). However, only slight exchange was observed when diphenylacetylene was present, indicating that the C-H activation was largely irreversible in the catalytic system. Two KIE experiments were next conducted. The parallel reactions using **1a** and **1a-d₁₀** gave $k_{\text{H}}/k_{\text{D}} = 3.5$ (Scheme 5b), suggesting that the 1st C-H activation is turnover-limiting. In contrast, C-H activation of the alkyne is likely rapid (KIE = 1.2, Scheme 5c). This conclusion seems reasonable because the 2nd C-H activation leads to a thermodynamically stable rhodacycle (*vide infra*) and is probably also kinetically feasible. In addition, the kinetic isotope effect with respect to the formation of the C-H olefination side product was also determined by parallel reactions, and a consistent value was obtained, indicating no change of the turnover-limiting step.

**Scheme 5.** Mechanistic Studies.

A plausible mechanism of the coupling of **1a** and **2a** is proposed (Scheme 6). The 1st C-H activation likely occurs via carboxylate-assisted concerted metalation-deprotonation (CMD) to give rhodacyclic intermediate **B**, which is enantio-determining with respect to the P-stereogenic center. The insertion of the 1st diphenylacetylene gives a rhodacycle **C**. Subsequent *cis-trans* isomerization of the Rh(III) alkenyl moiety in **C** is proposed to give Rh(III) vinyl **D**. The 2nd *ortho* C-H activation then occurs to give a stable rhodacyclic^[14] intermediate **E**. The Satoh-Miura coupling selectivity was not observed due to more facile *cis-trans* isomerization in our system, which is probably driven by formation of thermodynamically stable intermediate **E**. A related signal of $m/e = 984.3068$ was indeed observed in mass spectrometric analysis of a reaction mixture. This 2nd C-H activation is diastereo-determining, and the axial chirality is retained in the 2nd alkyne insertion and C-C reductive elimination of **F** or **F'**.



Scheme 6. Proposed Catalytic Cycle (EDS = enantiodetermining step, DDS = diastereodetermining step, RDS = rate-determining step).



Scheme 7. Rationalization of the stereochemistries of the major and side products.

The observed stereochemistry of the olefination side product was taken into account of the mechanism (Scheme 7A). The C-H activation of the diphenylphosphinic amide is enantiodetermining and it slightly

RESEARCH ARTICLE

favors formation of the (*S*) configured P-chiral intermediate (**B**) based on the stereochemistry of the major 1:2 coupling product. Following the parallel alkyne insertion, both intermediates (*S*)-**C** and (*R*)-**C'** are generated. Clearly, two competing processes are existing: these two Rh(III) vinyl species may undergo undesired protonolysis and the desired *cis-trans* isomerization of the vinyl group to allow for the 2nd C-H activation. On the basis of the observed opposite configurations of the major and the side products, it is possible that protonolysis of (*S*)-**C** and (*R*)-**C'** is competitive and the protonolysis of the latter intermediate likely carries a slightly lower barrier. This eventually leads to overall moderate enantioselectivity of the (*R*)-**3'** side product. Accordingly, with the relatively less favored protonolysis of the (*S*)-**C**, it rather prefers to undergo *cis-trans* isomerization to allow formation of **D**. In the 2nd C-H activation of **D**, the bulky aminophosphoryl group stays distal to the chiral ligand to minimize steric repulsion during the CMD process. This sets up the axial chirality in intermediate **E** and it is retained thereafter. Of note, the diastereoselectivity of the 2nd C-H activation is under remote control and is also under catalyst control. This proposal also seems consistent with our observations of acid amount-dependent enantiopurity of the olefination product **3'** (Scheme 7B). There is an obvious trend of decreasing enantiopurity of **3'** with increasing amount of the acid. Since more acid increases the reversibility of the 1st C-H bond activation and it also favors the protonolysis but disfavors the *cis-trans* isomerization, this trend is expected.

Conclusion

In summary, we have achieved the 1:2 coupling of phosphinamides with diarylacetylenes for enantio- and diastereoselective synthesis of axially chiral biaryls bearing a P-stereogenic center. The reaction proceeded via desymmetrization of phosphinamides, with the alkyne being a rare arylating reagent. Dual activation of C-H bonds in the phosphinamide and the diarylacetylene has been invoked, with each being stereo-determining. The reactions proceeded under mild conditions with high enantioselectivity and excellent diastereoselectivity. Analysis of the stereochemistries of the major and side products suggests moderate enantioselectivity of the initial C-H activation-desymmetrization process. However, the minor (*R*) rhodium vinyl intermediate is consumed more readily in undesired protonolysis, resulting in high enantioselectivity of the major product (with Horeau amplification effect) at the cost of the formation of side products. Future studies of axial chirality using other arylating reagents are underway in our laboratories.

Acknowledgements

Financial support from the NSFC (21525208), the Shandong University, and the SNNU is gratefully acknowledged.

Keywords: C-H activation • axial chirality • alkyne • arylation • desymmetrization

- [1] a) T.-Z. Li, S.-J. Liu, W. Tan, F. Shi, *Chem. Eur. J.* **2020**, *26*, 15779; b) A. J. Metrano, S. J. Miller, *Acc. Chem. Res.* **2019**, *52*, 199; c) B. Zilate, A. Castrogiovanni, C. Sparr, *ACS Catal.* **2018**, *8*, 2981; d) Y.-B. Wang, B. Tan, *Acc. Chem. Res.* **2018**, *51*, 534; e) H. Yang, X. Yang, W. Tang, *Tetrahedron* **2016**, *72*, 6143; f) P. Loxq, E. Manoury, R. Poli, E. Deydier, A. Labande, *Coord. Chem. Rev.* **2016**, *308*, 131; g) D. Zhang, Q.-R. Wang, *Coord. Chem. Rev.* **2015**, *286*, 1; h) J. Wencel-Delord, A. Panossian, F. R. Leroux, F. Colobert, *Chem. Soc. Rev.* **2015**, *44*, 3418; i) E. Kumarasamy, R. Raghunathan, M. P. Sibi, J. Sivaguru, *Chem. Rev.* **2015**, *115*, 11239; j) G. Bringmann, D. Menche, *Acc. Chem. Res.* **2001**, *34*, 615.
- [2] a) T. Yoshino, S. Satake, S. Matsunaga, *Chem. Eur. J.* **2020**, *26*, 7345; b) J. Loup, U. Dhawa, F. Pesciaioli, J. Wencel-Delord, L. Ackermann, *Angew. Chem. Int. Ed.* **2019**, *58*, 12803; c) J. Wencel-Delord, F. Colobert, *Chem. Eur. J.* **2013**, *19*, 14010; d) R. Giri, B.-F. Shi, K. M. Engle, N. Maugel, J.-Q. Yu, *Chem. Soc. Rev.* **2009**, *38*, 3242.
- [3] For selected reviews, see: a) T. G. Saint-Denis, R.-Y. Zhu, G. Chen, Q.-F. Wu, J.-Q. Yu, *Science* **2018**, *359*, eaao4798; b) G. Liao, T. Zhou, Q.-J. Yao, B.-F. Shi, *Chem. Commun.* **2019**, *55*, 8514; c) J. Pedroni, N. Cramer, *Chem. Commun.* **2015**, *51*, 17647. For individual reports, see: d) G. Liao, B. Li, H.-M. Chen, Q.-J. Yao, Y.-N. Xia, J. Luo, B.-F. Shi, *Angew. Chem. Int. Ed.* **2018**, *57*, 17151; e) G. Liao, Q.-J. Yao, Z.-Z. Zhang, Y.-J. Wu, D.-Y. Huang, B.-F. Shi, *Angew. Chem. Int. Ed.* **2018**, *57*, 3661; f) C. He, M. Hou, Z. Zhu, Z. Gu, *ACS Catal.* **2017**, *7*, 5316; g) S.-X. Li, Y.-N. Ma, S.-D. Yang, *Org. Lett.* **2017**, *19*, 1842; h) Q. Dherbassy, G. Schwertz, M. Chesse, C. K. Hazra, J. Wencel-Delord, F. Colobert, *Chem. Eur. J.* **2016**, *22*, 1735; i) D.-W. Gao, Q. Gu, S.-L. You, *ACS Catal.* **2014**, *4*, 2741; j) C. K. Hazra, Q. Dherbassy, J. Wencel-Delord, F. Colobert, *Angew. Chem. Int. Ed.* **2014**, *53*, 13871.
- [4] a) B.-B. Zhan, L. Wang, J. Luo, X.-F. Lin, B.-F. Shi, *Angew. Chem. Int. Ed.* **2020**, *59*, 3568. b) Q. Wang, Z.-J. Cai, C.-X. Liu, Q. Gu, S.-L. You, *J. Am. Chem. Soc.* **2019**, *141*, 9504; c) G. Liao, H.-M. Chen, Y.-N. Xia, B. Li, Q.-J. Yao, B.-F. Shi, *Angew. Chem. Int. Ed.* **2019**, *58*, 11464; d) J. A. Carmona, V. Hornillos, P. Ramírez-López, A. Ros, J. Iglesias-Sigüenza, E. Gómez-Bengoa, R. Fernández, J. M. Lassaletta, *J. Am. Chem. Soc.* **2018**, *140*, 11067; e) X. Qiu, M. Wang, Y. Zhao, Z. Shi, *Angew. Chem. Int. Ed.* **2017**, *56*, 7233; f) J. Zheng, W.-J. Cui, C. Zheng, S.-L. You, *J. Am. Chem. Soc.* **2016**, *138*, 5242; g) Z.-J. Fang, S.-C. Zheng, Z. Guo, J.-Y. Guo, B. Tan, X.-Y. Liu, *Angew. Chem. Int. Ed.* **2015**, *54*, 9528; h) J. Zheng, S.-L. You, *Angew. Chem. Int. Ed.* **2014**, *53*, 13244; i) A. Ros, B. Estepa, P. Ramirez-Lopez, E. Álvarez, R. Fernandez, J. M. Lassaletta, *J. Am. Chem. Soc.* **2013**, *135*, 15730.
- [5] a) F. Wang, Z. Qi, Y. Zhao, S. Zhai, G. Zheng, R. Mi, Z. Huang, X. Zhu, X. He, X. Li, *Angew. Chem. Int. Ed.* **2020**, *59*, 13288; b) F. Wang, J. Jing, Y. Zhao, X. Zhu, X. Zhang, L. Zhao, P. Hu, W. Deng, X. Li, *Angew. Chem. Int. Ed.* **10.1002/anie.202105093**.
- [6] K. Yamaguchi, J. Yamaguchi, A. Studer, K. Itami, *Chem. Sci.* **2012**, *3*, 2165.
- [7] Q.-H. Nguyen, S.-M. Guo, T. Royal, O. Baudoin, N. Cramer, *J. Am. Chem. Soc.* **2020**, *142*, 2161.
- [8] a) J. Mas-Roselló, A. G. Herraiz, B. Audic, A. Laverny, N. Cramer, *Angew. Chem. Int. Ed.* DOI: 10.1002/anie.202008166; b) Ł. Woźniak, J.-F. Tan, Q.-H. Nguyen, A. M. du Vigné, V. Smal, Y.-X. Cao, N. Cramer, *Chem. Rev.* **2020**, *120*, 10516; c) T. K. Achar, S. Maiti, S. Jana, D. Maiti, *ACS Catal.* **2020**, *10*, 13748; d) C. G. Newton, S.-G. Wang, C. C. Oliveira, N. Cramer, *Chem. Rev.* **2017**, *117*, 8908; e) B. Ye, N. Cramer, *Acc. Chem. Res.* **2015**, *48*, 1308; f) T. Yoshino, S. Matsunaga, *ACS Catal.* **2021**, *11*, 6455; g) Q. Gu, Z.-J. Wu, S.-L. You, *Bull. Chem. Soc. Jpn.* **2021**, *94*, 641.
- [9] Z.-J. Jia, C. Merten, R. Gontla, C. G. Daniliuc, A. P. Antonchick, H. Waldmann, *Angew. Chem. Int. Ed.* **2017**, *56*, 2429.
- [10] Y.-S. Jang, Ł. Woźniak, J. Pedroni, N. Cramer, *Angew. Chem. Int. Ed.* **2018**, *57*, 12901.
- [11] M. Tian, D. Bai, G. Zheng, J. Chang, X. Li, *J. Am. Chem. Soc.* **2019**, *141*, 9527.
- [12] a) Q. Wang, W.-W. Zhang, H. Song, J. Wang, C. Zheng, Q. Gu, S.-L. You, *J. Am. Chem. Soc.* **2020**, *142*, 15678; b) C. Pan, S.-Y. Yin, S.-B. Wang, Q. Gu, S.-L. You, *Angew. Chem. Int. Ed.* **10.1002/anie.202103638**.
- [13] H. Li, X. Yan, J. Zhang, W. Guo, J. Jiang, J. Wang, *Angew. Chem., Int. Ed.* **2019**, *58*, 6732.
- [14] N. Umeda, H. Tsurugi, T. Satoh, M. Miura, *Angew. Chem. Int. Ed.* **2008**, *47*, 4019.

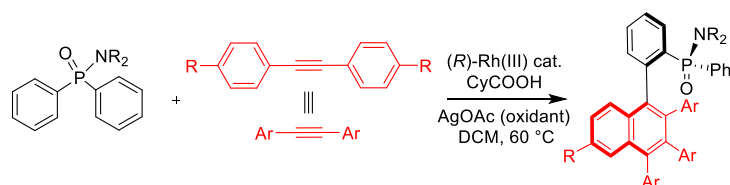
RESEARCH ARTICLE

- [15] a) Z. Qi, X. Li, *Angew. Chem. Int. Ed.* **2013**, *52*, 8995; b) R. Mi, G. Zheng, Z. Qi, X. Li, *Angew. Chem. Int. Ed.* **2019**, *58*, 17666.
- [16] a) H. Zhang, X. Cui, X. Yao, H. Wang, J. Zhang, Y. Wu, *Org. Lett.* **2012**, *14*, 3012; b) Y.-C. Shi, R.-F. Yang, D.-W. Gao, S.-L. You, *Beilstein J. Org. Chem.* **2013**, *9*, 1891; c) T. Li, Z. Wang, C. Chen, B. Zhu, *Adv. Synth. Catal.* **2019**, *361*, 2855.
- [17] a) B. Ye, N. Cramer, *J. Am. Chem. Soc.* **2013**, *135*, 636; b) B. Ye, N. Cramer, *Angew. Chem. Int. Ed.* **2014**, *53*, 7896.
- [18] a) Z.-J. Du, J. Guan, G.-J. Wu, P. Xu, L.-X. Gao, F.-S. Han, *J. Am. Chem. Soc.* **2015**, *137*, 632; b) Y. Yang, R. Li, Y. Zhao, D. Zhao, Z. Shi, *J. Am. Chem. Soc.* **2016**, *138*, 8734; c) Y. Sun, N. Cramer, *Angew. Chem. Int. Ed.* **2017**, *56*, 364. For reviews, see: d) Y.-N. Ma, S.-X. Li, S.-D. Yang, *Acc. Chem. Res.* **2017**, *50*, 1480; e) J. Diesel, N. Cramer, *ACS Catal.* **2019**, *9*, 9164.
- [19] Crystal data of CCDC 2006608 (product **3**) and 2085200 (product **3'**) can be obtained free of charge from The Cambridge Crystallographic Data Centre.

RESEARCH ARTICLE

Twofold C-H Activation-Based Enantio- and Diastereoselective C-H Arylation Using Diarylacetylenes as Rare Arylating Reagents

Panjie Hu, Lingheng Kong, Fen Wang,* Xiaolin Zhu, Xingwei Li*



- | | |
|---|---|
| * Twofold Stereo-Determining C-H Activation | * Excellent Diastereoselectivity |
| * Alkyne as a Rare Arylating Reagent | * High Enantioselectivity (up to 98:2 er) |

Rhodium-catalyzed 1:2 coupling of phosphinamides and diarylacetylenes has been realized for enantio- and diastereoselective synthesis of axially chiral biaryls bearing a P-stereogenic center. The reaction proceeded via twofold C-H bond activation, with the alkynes being an arylating reagent.