

Cite this: *Chem. Sci.*, 2022, 13, 7347

All publication charges for this article have been paid for by the Royal Society of Chemistry

Received 19th April 2022
Accepted 28th May 2022

DOI: 10.1039/d2sc02205b

rsc.li/chemical-science

Rhodium^{III}-catalyzed remote difunctionalization of arenes assisted by a relay directing group†

Lincong Sun,^a Yuyao Zhao,^a Bingxian Liu,^b Junbiao Chang^{*a} and Xingwei Li^{*ab}

Rhodium-catalyzed diverse tandem twofold C–H bond activation reactions of *para*-olefin-tethered arenes have been realized, with unsaturated reagents such as internal alkynes, dioxazolones, and isocyanates being the coupling partner as well as a relay directing group which triggers cyclization of the *para*-olefin group under oxidative or redox-neutral conditions. The reaction proceeded *via* initial *ortho*-C–H activation assisted by a built-in directing group in the arene, and the *ortho*-incorporation of the unsaturated coupling partner simultaneously generated a relay directing group that allows sequential C–H activation at the *meta*-position and subsequent cyclization of the *para*-olefins. The overall reaction represents C–C or N–C difunctionalization of the arene with the generation of diverse 2,3-dihydrobenzofuran platforms. The catalytic system proceeded with good efficiency, simple reaction conditions, and broad substrate scope. The diverse transformations of the products demonstrated the synthetic utility of this tandem reaction.

Introduction

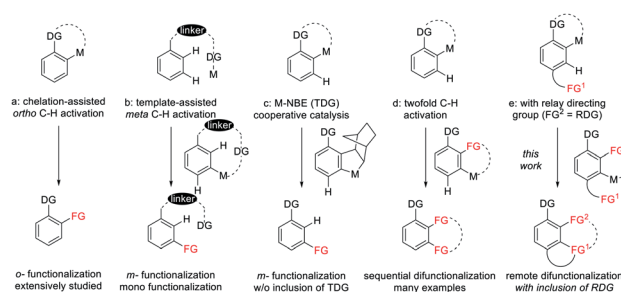
Over the last few decades, transition metal catalyzed C–H bond functionalization has been established as a highly effective, step-economy, and easy-to-operate strategy in modern organic chemistry for the construction of various value-added compounds from structurally simple chemicals.^{1,2} So far, heteroatom-containing chelator moieties have proved competent to this strategy, with *ortho*-C–H functionalization being the most dominant scenario (Scheme 1a).¹ In contrast, the activation of *meta*-C–H bonds is commonly overruled by proximity-driven *ortho*-selectivity.³ In 2012, a brilliant solution to this selectivity was introduced by the Yu³ group (Scheme 1b), achieving *meta*-selective functionalization *via* the use of a nitrile-containing template as a directing group. This strategy has been subsequently extended to other directing templates and metal catalysts by the groups of Tan, Maiti, Yu and Li.⁴ In these systems, the linear nitrile-based template preferentially activates the *meta*-C–H bond, and the weak coordinating nature of the directing template also assists the formation of

a macrocyclic organometallic intermediate. Another elegant solution to this selectivity is to use a transient directing group strategy (Scheme 1c), which involves the initial *ortho*-C–H activation, and subsequently second C–H activation occurs at the *meta*-C–H bond. In 2015, by using NBE as a transient mediator, the Yu⁵ group gloriously realized *meta*-selective alkylation of phenyl acetamide and it was subsequently extended to diverse classes of substrates by the groups of Yu, Dong, Ferreira, Zhou, Zhao and Shi (Scheme 1c).⁶ In these systems the transient directing group NBE is not incorporated into the final products. Notably, a number of approaches are available for selective sequential *ortho*- and *meta*-dual C–H functionalization of arenes (Scheme 1d). In 2008, Miura and coworkers developed a Rh(III)-catalyzed [2 + 2 + 2] aromatic homologation reaction between arenes and alkynes *via* chelation-assisted dual C–H activation, where the alkyne insertion-derived alkenyl intermediate directs the 2nd C–H activation toward the *meta*-position.⁷ In 2013, our group reported the [3 + 2] oxidative annulation of arenes with

^aNMPA Key Laboratory for Research and Evaluation of Innovative Drug, Collaborative Innovation Center of Henan Province for Green Manufacturing of Fine Chemicals, School of Chemistry and Chemical Engineering, Henan Normal University, Xinxiang, Henan 453007, China. E-mail: changjunbiao@zzu.edu.cn

^bInstitute of Molecular Science and Engineering, Institute of Frontier and Interdisciplinary Sciences, Shandong University, Qingdao 250100, China. E-mail: lixw@snu.edu.cn

† Electronic supplementary information (ESI) available: Experimental procedures and characterization data of all compounds. CCDC 2143654 (32) and 2158590 (A). For ESI and crystallographic data in CIF or other electronic format see <https://doi.org/10.1039/d2sc02205b>



Scheme 1 Metal-catalyzed selective C–H activation strategies.



azabicyclic olefins, where this bicyclic olefin behaved similarly to NBE but it was incorporated into the final product, leading to 1,2-carboamination of the arenes.⁸ In 2017, dioxazolone was successfully used for multiple amidation of an amide through ruthenium catalysis by the group of Chang.⁹ The discovery of dual C–H functionalization has opened a new avenue for the construction of various polycyclic scaffolds.^{10–12} To the best of our knowledge, this attractive strategy is limited to C–H activation-coupling with multiple incorporation of a single unsaturated reagent. In contrast, applications of this strategy to the arenes bearing a tethered coupling reagent at the *para*-position of the directing group *via* the metal-catalyzed relay directing group strategy remain unexplored (Scheme 1e). This attractive strategy will allow the realization of molecular complexity *via* arene difunctionalization with simultaneous incorporation of different functional groups.

2,3-Dihydrobenzofuran skeletons present a commonly encountered building block of many natural pharmaceuticals and biologically active compounds.¹³ Nevertheless, the development of a new avenue for the construction of this structural motif remains highly challenging.¹⁴ Recently, the intramolecular cyclization of arenes with alkene units tethered at the *ortho*-position has been well-established for the construction of dihydrobenzofurans by transition metal catalysis (Scheme 2a).¹⁵ Later, the tethered olefin-containing arenes were extended to *meta*-substituted by Yao and coworkers.¹⁶ The same strategy was extended to alkyne-tethered arenes by the groups of Luan and García-López.¹⁷ Intriguingly, analogous intramolecular annulations have been realized by using *meta*-olefin-tethered arenes *via* chelation-assisted C–H activation (Scheme 2b).¹⁸ However, this reaction system is limited to the arenes with an olefin unit tethered at the *meta*- or *ortho*-position. Herein, we report Rh^{III}-catalyzed C–H activation, insertion of an unsaturated coupling partner (relay directing group), second C–H activation, and intramolecular alkene insertion cascade, leading to efficient

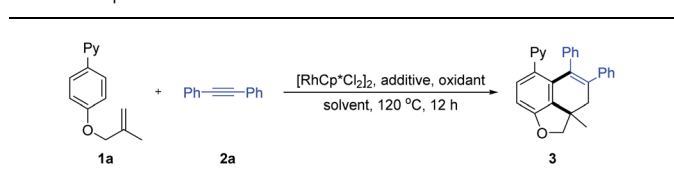
synthesis of 2,3-dihydrobenzofuran compounds with a quaternary carbon center (Scheme 2c).

Results and discussion

2-(4-((2-Methylallyl)oxy)phenyl)pyridine (**1a**) was designed as a model substrate for coupling with diphenylacetylene (**2a**) to achieve our proof-of-concept studies under oxidative conditions. As shown in Table 1, the desired carboannulation product **3** was obtained with moderate to good yields in various solvents (entries 1–6), where *t*-AmOH proved to be the optimal solvent. Decreased yields of product **3** was detected when replacing the AgOAc oxidant with other Ag(I) salts such as AgF, Ag₂CO₃, and Ag₂O (entries 7–9). Commonly used acid and base additives such as Zn(OAc)₂, CsOAc, CsOPiv, NaOAc, and HOAc were also screened (entries 10–14). Among them, CsOPiv provided the best result (entry 12, 76%). In addition, under a nitrogen atmosphere, this carboannulation reaction also proceeded to give the product in 75% yield (entry 15). The introduction of the AgSbF₆ additive (20 mol%) turned out to be detrimental to the reaction efficiency (entry 16 *vs.* 12).

With the optimized reaction conditions in hand (Table 1, entry 12), we then explored the scope and limitation of alkynes (Scheme 3). The reaction occurred smoothly for symmetrical diarylalkynes to afford the expected products **3–9** in good yields (63–82%). The introduction of alkyl, methoxy, and halogen substituents into the *para*-position of the phenyl ring exerted little effect on the reaction efficiency. The presence of 4-CF₃ and

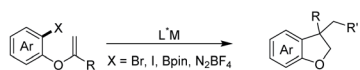
Table 1 Optimization studies^a



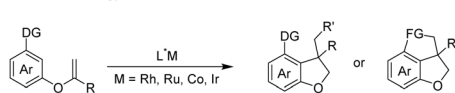
Entry	Additive	Oxidant	Solvent	Yield ^b (%)
1	PivOH	AgOAc	THF	48
2	PivOH	AgOAc	1,4-Dioxane	26
3	PivOH	AgOAc	DCE	Trace
4	PivOH	AgOAc	MeOH	ND ^c
5	PivOH	AgOAc	PhMe	41
6	PivOH	AgOAc	<i>t</i> -AmOH	68
7	PivOH	AgF	<i>t</i> -AmOH	40
8	PivOH	Ag ₂ CO ₃	<i>t</i> -AmOH	30
9	PivOH	Ag ₂ O	<i>t</i> -AmOH	15
10	Zn(OAc) ₂	AgOAc	<i>t</i> -AmOH	35
11	CsOAc	AgOAc	<i>t</i> -AmOH	69
12	CsOPiv	AgOAc	<i>t</i> -AmOH	76
13	NaOAc	AgOAc	<i>t</i> -AmOH	70
14	HOAc	AgOAc	<i>t</i> -AmOH	65
15 ^d	PivOH	AgOAc	<i>t</i> -AmOH	75
16 ^e	PivOH	AgOAc	<i>t</i> -AmOH	40

^a Reaction conditions: **1a** (0.05 mmol), **2a** (0.065 mmol), [RhCp*Cl₂]₂ (5 mol%), additive (0.5 equiv.), oxidant (2.3 equiv.), and solvent (1.0 mL), at 120 °C under air for 12 h. ^b Isolated yield. ^c Not detected. ^d Under N₂. ^e AgSbF₆ (20 mol%) was used.

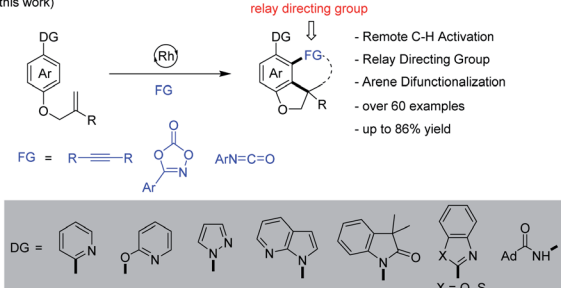
(a) Intramolecular cyclization of alkenes with preactivated substrates



(b) Conventional strategy in C–H activation-intramolecular olefin insertion

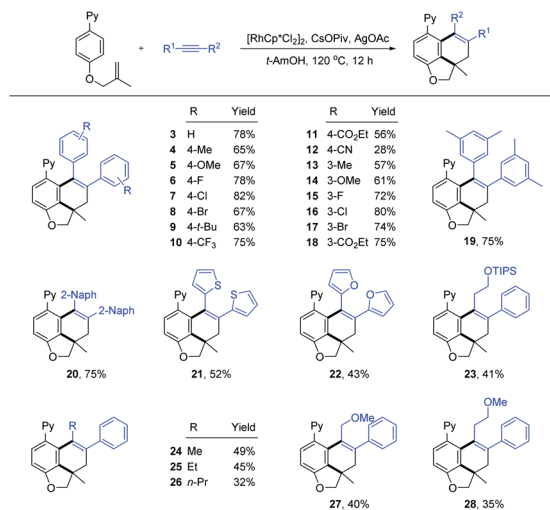


(c) Rh-catalyzed twofold C–H activation/difunctionalization of arene via a relay directing group strategy (this work)



Scheme 2 Metal-catalyzed synthesis of 2,3-dihydrobenzofuran.

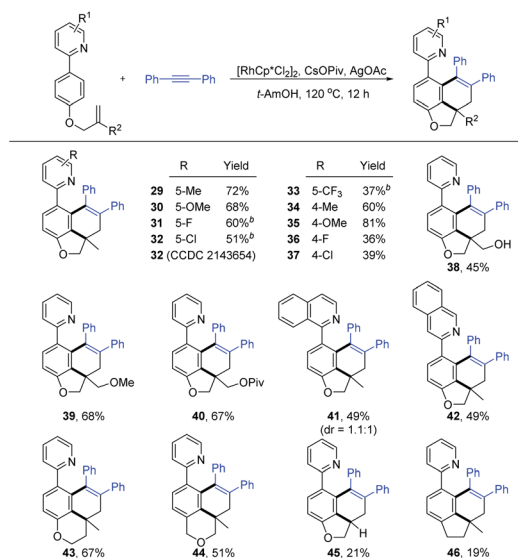




Scheme 3 Substrate scope of alkynes^a. ^a Reaction conditions: **1a** (0.20 mmol), alkyne (0.26 mmol), [RhCp*Cl₂]₂ (5 mol%), CsOPiv (0.10 mmol, 0.5 equiv.), AgOAc (0.46 mmol, 2.3 equiv.), and *t*-AmOH (2 mL), at 120 °C under air for 12 h, and isolated yield.

4-CO₂Et at the *para*-position were also tolerated (**10** and **11**). In contrast, 4-CN substituted symmetrical diarylalkyne (**2j**) only reacted with low efficiency (**12**) possibly due to the coordinating effect. Comparable efficiency was realized for various substitutions at the *meta*-position of the aryl ring (**13–18**). In addition, when disubstituted (**2q**) and 2-naphthyl-substituted alkynes (**2r**) were employed, the corresponding carboannulation products **19** and **20** were also obtained with good yields. Several heterocycle-substituted alkynes can also deliver the desired products **21** and **22** in 52% and 43% yields. The extension of the alkynes to unsymmetrical ones also proved to be successful, affording the products **23**, **27**, and **28** in moderate yields with excellent regioselectivities. The reaction efficiency is sensitive to the length of alkyl chains in the unsymmetrical alkynes (**24–26**). The regioselectivity of product **25** had been determined by NOESY analysis (see the ESI† for details). However, no product was detected when phenylacetylene, dialkyl alkyne or substituted 1,3-enyne was used.

Next, the carboannulation reactions of **2a** with different olefin-tethered arenes were carried out (Scheme 4). It was found that pyridine rings bearing 5-Me and 5-OMe groups reacted smoothly to deliver the corresponding products (**29** and **30**) in good yields (72% and 68%). However, the introduction of halogen or CF₃ substituents into the 5-position of the pyridine ring met with difficulty under the original conditions. To our delight, the coupling reaction proceeded with moderate yields by using DCE as the solvent instead of *t*-AmOH (**31–33**). Substrates with Me and OMe attached on the 4-position of the pyridine ring did not significantly affect the reaction efficiency (**34** and **35**). The 4-fluoro or 4-chloro substituted pyridine ring exhibited poor efficiency with 36% and 39% yield (**36** and **37**), respectively. By replacing the olefin unit from the methyl group, the desired products (**38–40**) could also be obtained in good yields. Furthermore, when 1-substituted isoquinoline-directed

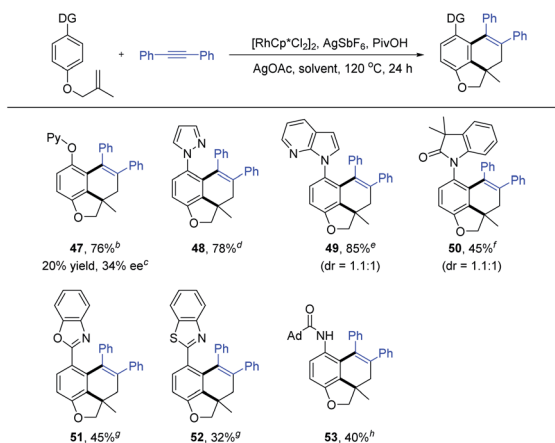


Scheme 4 Substrate scope of arenes^a. ^a Reaction conditions: arene (0.20 mmol), **2a** (0.26 mmol), [RhCp*Cl₂]₂ (5 mol%), CsOPiv (0.10 mmol, 0.5 equiv.), AgOAc (0.46 mmol, 2.3 equiv.), and *t*-AmOH (2 mL), at 120 °C under air for 12 h, and isolated yield. ^b DCE (2 mL) was used.

arene **1n** was checked, inseparable diastereoisomers **41** were achieved in a 1.1 : 1 ratio with 49% yield. Employing the 3-substituted isoquinoline as the directing group led to the formation of product **42** (49% yield). In addition to forming benzo-dihydrobenzofurans, other intriguing benzo-heterocycles were all accessed by altering the tethering group attached to the alkene (**43** and **44**, 67% and 51%, respectively). However, the terminal alkene and C-tethered alkene substituted substrates exhibited poor efficiency with 21% and 19% yield (**45** and **46**). When arenes with nitrogen atoms were used as a linker or 1,2-disubstituted alkene, no desired annulation products were detected (see the ESI†).

To further highlight the generality of our tandem reactions, a detailed study on the reactivity of various directing groups was conducted, which showed wide compatibility of coordinating functionality (Scheme 5). For example, using pyridyloxyl as the auxiliary group, the C–H activation/intramolecular remote difunctionalization of arenes delivered the desired coupling product **47** in 76% yield. In addition, the directing group has been successfully extended to pyrazole, 7-azaindole, oxindole, benzoxazole, benzothiazole and amide group (**48–53** and **32–85%** yield). In the case of couplings using a sterically bulky heteroaryl directing group, the reaction created an additional chiral axis but with poor diastereoselectivity (**49** and **50**). Subsequently, by using Cramer's second generation chiral (*R*)-Rh catalyst,^{24,19} a preliminary investigation of the enantioselective version of the annulation of arene **1t** with alkyne **2a** was conducted (see the ESI† for details). The desired product **47** was obtained with 20% yield and 34% ee. These preliminary results provided possibilities for further studies on asymmetric tandem reactions.



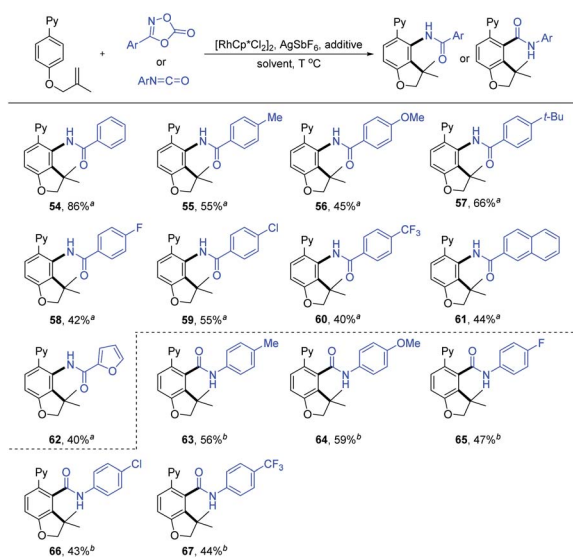


Scheme 5 Substrate scope of directing groups^a. ^a Reaction conditions: arene (0.20 mmol), **2a** (0.24 mmol), $[\text{RhCp}^*\text{Cl}_2]_2$ (5 mol%), AgSbF_6 (20 mol%), PivOH (1.0 eq.), AgOAc (2.3 eq.), 120°C , air, 24 h, and isolated yield. ^b TFE (2.0 mL) was used and 100°C . ^c (*R*)- Rh (2.5 mol%), AgSbF_6 (10 mol%), PivOH (2.0 eq.) and MeOH (2.0 mL) were used, 80°C , and 48 h. ^d NaOAc (1.0 eq.) and 1,4-dioxane (2.0 mL) were used and 80°C . ^e MeOH (2.0 mL) was used. ^f AgF (2.3 eq.) and THF (2.0 mL) were used. ^g NaOAc (1.0 eq.) and THF (2.0 mL) were used. ^h *t*- AmOH (2.0 mL) was used.

Dioxazolones have been successfully employed as amidating reagents or directing groups in C–H activation.^{9,20} We envisaged an iterative C–H functionalization strategy, where the installed amide group from dioxazolone serves as the next coordinating group (relay directing group) for the subsequent C–H functionalization event. We found that the C–H amidation/intramolecular cyclization proceeded smoothly to afford the expected product **54** by treating **1a** with 3-phenyl-1,4,2-dioxazol-5-one (**2zb**) in HFIP in the presence of $[\text{Cp}^*\text{RhCl}_2]_2$, AgSbF_6 and PivOH at 110°C (see Table S9 in the ESI† for more details). Next, we explored the substrate scope and limitation of this iterative C–H functionalization (Scheme 6). The dioxazolones bearing 4-Me, 4-OMe, 4-*t*-Bu, 4-F, 4-Cl and 4- CF_3 groups on the phenyl ring all reacted smoothly to deliver the carboannulation products (**55–60**) in 40–66% yields. When naphtho- and furo-substituted dioxazolones were employed, the corresponding products **61** and **62** were obtained with 44% and 40% yields, respectively. In contrast, Me or *t*-Bu substituted dioxazolone failed to undergo the carboannulation coupling.

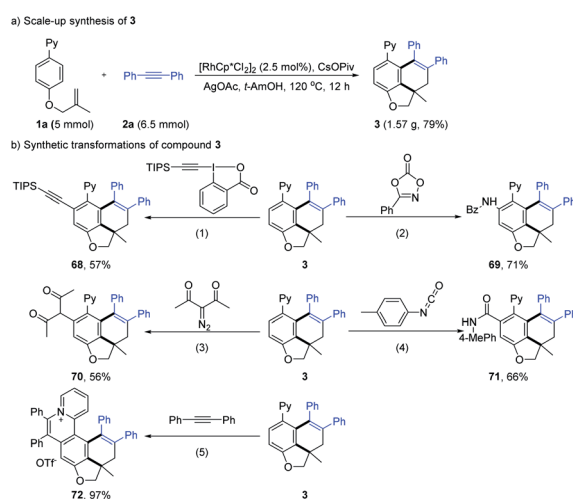
To better define the scope of the relay directing group, isocyanates²¹ were explored as the coupling reagent that is expected to generate an intrinsic amide directing group (Scheme 6). The coupling of **1a** with isocyanatobenzene bearing a *para*-Me group under modified conditions afforded product **63** in 56% yield (see Table S10 in the ESI†). The scope of the isocyanates was also briefly examined, and 4-OMe, 4-F, 4-Cl and 4- CF_3 groups on the phenyl ring were all compatible, delivering the carboannulation products (**64–67**) in 43–59% yields. However, no product was detected when *N*-Et or -Ts substituted isocyanate was used, suggesting the influence of the electronic effect of the isocyanate reagent.

To explore the practicability of this tandem reaction (Scheme 7), a gram-scale reaction was performed under



Scheme 6 Substrate scope of unsaturated reagents. Reaction conditions: ^a **1a** (0.20 mmol), **2** (0.26 mmol), $[\text{RhCp}^*\text{Cl}_2]_2$ (5 mol%), AgSbF_6 (20 mol%), PivOH (0.40 mmol, 2.0 equiv.), and HFIP (2 mL), at 110°C under air for 36 h, and isolated yield. ^b **1a** (0.20 mmol), $[\text{RhCp}^*\text{Cl}_2]_2$ (5 mol%), AgSbF_6 (20 mol%), AgOAc (0.20 mmol, 1.0 equiv.), and DCM (2 mL), at 75°C under N_2 for 24 h, and isolated yield.

a reduced catalyst loading (2.5 mol%), affording the product **3** in 79% yield. To show the synthetic utility of the present protocol, the synthetic transformations of compound **3** were conducted. Rh(III) -catalyzed coupling of **3** with a variety of unsaturated coupling partners afforded various C–H functionalization products in 56–71% yields (**68–71**) with the assistance



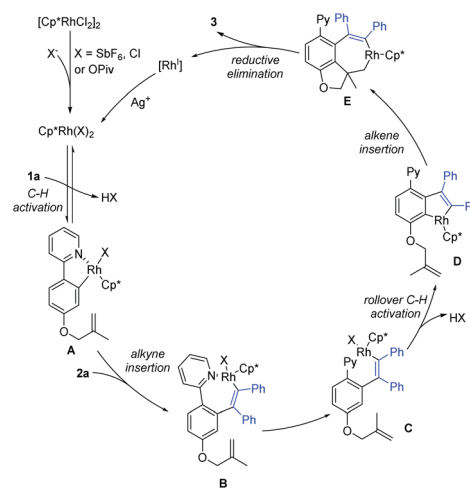
Scheme 7 Synthetic transformations of compounds **3**. Reaction conditions: (1) **3**, 1-(triisopropylsilyl)ethynyl-1,2-benziodoxol-3(1*H*)-one (TIPS-EBX), $[\text{RhCp}^*\text{Cl}_2]_2$, AgSbF_6 , MeOH , 60°C , and 24 h. (2) **3**, 3-phenyl-1,4,2-dioxazol-5-one (**2zb**), $[\text{RhCp}^*\text{Cl}_2]_2$, AgSbF_6 , DCE , 80°C , and 24 h. (3) **3**, 3-diazopentane-2,4-dione, $[\text{RhCp}^*\text{Cl}_2]_2$, AgSbF_6 , KOAc , DCE , 80°C , N_2 , and 24 h. (4) **3**, 1-isocyanato-4-methylbenzene, $[\text{RhCp}^*\text{Cl}_2]_2$, AgSbF_6 , DCM , 80°C , N_2 , and 12 h. (5) **3**, 1,2-diphenylethyne, $[\text{RhCp}^*\text{Cl}_2]_2$, AgSbF_6 , AgOTf , AgOAc , MeOH , 120°C , N_2 , and 24 h.



of the initial directing group. The rhodium-catalyzed oxidative C–H annulation reaction of **3** with **2a** gave the expected quaternary ammonium salt **72** in 97% yield, which may find wild application as numerous biologically active compounds or functional molecules.²²

To elucidate the mechanism of the tandem reaction, we carried out a set of control experiments (Scheme 8). H–D exchange studies of **1a** were conducted using *t*-AmOD as the medium in the absence of **2a**, where **1a-d₂** was recovered in 96% yield. ¹H NMR analysis indicated slight deuteration (20% D) at the *ortho*-positions of the 2-phenyl unit. In addition, another H/D exchange experiment in the presence of **2a** was also carried out. The product **3** was detected to be less than 5% deuteration, suggesting the reversibility of C–H activation of substrate **1a**. A five-membered rhodacyclic species **A** (CCDC 2158590†) was prepared from **1a** and [Cp*RhCl₂]₂. By using rhodacyclic complex **A** as a catalyst, the coupling of **1a** with **2a** gave the desired product in 77% yield. The stoichiometric reaction of complex **A** with **2a** also proceeded smoothly under oxidative or oxidant-free conditions. Finally, the treatment of alkenylation product **73** (see the ESI† for more details) under standard conditions did not afford the corresponding product **48**, indicating that alkenylation product **73** was not a reaction intermediate in the tandem reaction system. Thus, the alkyne-insertion-derived rhodium alkenyl intermediate is suggested as a plausible intermediate.

On the basis of our above studies and previously related reports,^{7,10,18} a plausible mechanism is proposed to account for the present catalytic tandem reaction (Scheme 9). The reaction catalytic cycle starts from coordination of the directing group of **1a** to the Rh(III) catalyst species. The *ortho*-C–H bond activation would generate a five-membered rhodacyclic species **A**, which then reacts with alkyne **2a** to give a seven-membered intermediate **B** via alkyne insertion. Intermediate **B** would produce



Scheme 9 Plausible mechanism.

intermediate **C** via dissociation of the N–Rh bond. Subsequent rolover C–H activation affords intermediate **D** via *meta*-C–H bond activation. Then, the insertion of an alkene and subsequent C–C reductive elimination would afford the corresponding product **3** and a Rh(I) species. Finally, the oxidation of the Rh(I) species by the stoichiometric Ag(I) oxidant regenerates the active Rh(III) catalyst for the next catalytic cycle. In the case of coupling using dioxazolone or isocyanate, the 1st C–H functionalization generates an amide species that functions as a relay directing group that enables subsequent olefin insertion–hydroarylation under redox-neutral conditions.

Conclusions

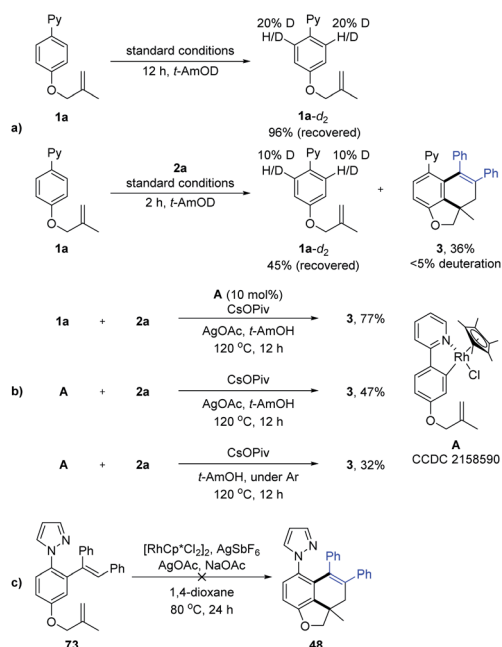
In summary, we have developed an efficient and straightforward protocol for the synthesis of 2,3-benzofuran compounds with a quaternary carbon center under oxidative or redox-neutral conditions. The reaction proceeded via initial *ortho*-C–H activation assisted by a built-in directing group in the arene, and the *ortho*-incorporation of the unsaturated coupling partner simultaneously generated a relay directing group that triggers the 2nd C–H activation at the *meta*-position followed by subsequent cyclization of the *para*-olefins. In addition, the diverse transformations of the products demonstrated the synthetic utility of this tandem reaction. Further development of the asymmetrical version of related tandem reactions of metal-catalyzed multiple C–H activation is underway in our laboratory.

Data availability

Further details of the experimental procedure, ¹H, ¹³C and ¹⁹F NMR, HPLC spectra, and X-ray crystallographic data for **32** and **A** are available in the ESI.†

Author contributions

X. L. conceived the idea and guided the project. L. S. performed the experiments and analyzed the results. Y. Z. repeated data.



Scheme 8 Preliminary mechanistic studies.



X. L., J. C. and B. L. supervised the project. X. L., L. S. and B. L. co-wrote the manuscript.

Conflicts of interest

The authors declare no competing financial interest.

Acknowledgements

We acknowledge the financial support for this work from the National Key R&D Program of China (2021YFC0864600), the NSFC (No. 21801066, U1804283 and 82130103), and the Central Plains Scholars and Scientists Studio Fund (2018002).

Notes and references

- For selected reviews of transition-metal-catalyzed C-H functionalization, see: (a) L. McMurray, F. O'Hara and M. J. Gaunt, *Chem. Soc. Rev.*, 2011, **40**, 1885–1898; (b) S. H. Cho, J. Y. Kim, J. Kwak and S. Chang, *Chem. Soc. Rev.*, 2011, **40**, 5068–5083; (c) L. Ackermann, *Chem. Rev.*, 2011, **111**, 1315–1345; (d) B.-J. Li and Z.-J. Shi, *Chem. Soc. Rev.*, 2012, **41**, 5588–5598; (e) P. B. Arockiam, C. Bruneau and P. H. Dixneuf, *Chem. Rev.*, 2012, **112**, 5879–5918; (f) Z. Shi, D. C. Koester, M. Bouladakis-Arapinis and F. Glorius, *J. Am. Chem. Soc.*, 2013, **135**, 12204–12207; (g) Z. Chen, B. Wang, J. Zhang, W. Yu, Z. Liu and Y. Zhang, *Org. Chem. Front.*, 2015, **2**, 1107–1295; (h) G. Song and X. Li, *Acc. Chem. Res.*, 2015, **48**, 1007–1020; (i) T. Gensch, M. N. Hopkinson, F. Glorius and J. Wencel-Delord, *Chem. Soc. Rev.*, 2016, **45**, 2900–2936; (j) G. Cera and L. Ackermann, *Top. Curr. Chem.*, 2016, **374**, 191; (k) Y. Yang, J. Lan and J. You, *Chem. Rev.*, 2017, **117**, 8787–8863; (l) J. R. Hummel, J. A. Boerth and J. A. Ellman, *Chem. Rev.*, 2017, **117**, 9163–9227; (m) C. Sambigioglio, D. Schönbauer, R. Blicke, T. Dao-Huy, G. Pototschnig, P. Schaaf, T. Wiesinger, M. F. Zia, J. Wencel-Delord, T. Besset, B. U. W. Maes and M. Schnürch, *Chem. Soc. Rev.*, 2018, **47**, 6603–6743; (n) P. Gandeepan, T. Müller, D. Zell, G. Cera, S. Warratz and L. Ackermann, *Chem. Rev.*, 2019, **119**, 2192–2452; (o) U. Dutta, S. Maiti, T. Bhattacharya and D. Maiti, *Science*, 2021, **372**, DOI: [10.1126/science.abd5992](https://doi.org/10.1126/science.abd5992); (p) X. Yu, Z.-Z. Zhang, J.-L. Niu and B.-F. Shi, *Org. Chem. Front.*, 2022, **9**, 1458–1484.
- For selected examples, see: (a) K. Ueura, T. Satoh and M. Miura, *Org. Lett.*, 2007, **9**, 1407–1409; (b) K. Ueura, T. Satoh and M. Miura, *J. Org. Chem.*, 2007, **72**, 5362–5367; (c) S. Rakshit, C. Grohmann, T. Besset and F. Glorius, *J. Am. Chem. Soc.*, 2011, **133**, 2350–2353; (d) N. Guimond, S. I. Gorelsky and K. Fagnou, *J. Am. Chem. Soc.*, 2011, **133**, 6449–6457; (e) T. K. Hyster, L. Knörr, T. R. Ward and T. Rovis, *Science*, 2012, **338**, 500–503; (f) T. K. Hyster, D. M. Dalton and T. Rovis, *Chem. Sci.*, 2015, **6**, 254–258; (g) N. Semakul, K. E. Jackson, R. S. Paton and T. Rovis, *Chem. Sci.*, 2017, **8**, 1015–1020; (h) T. Piou, F. Romanov-Michailidis, M. Romanova-Michaelides, K. E. Jackson, N. Semakul, T. D. Taggart, B. S. Newell, C. D. Rithner,

- R. S. Paton and T. Rovis, *J. Am. Chem. Soc.*, 2017, **139**, 1296–1310; (i) B. Ye and N. Cramer, *Science*, 2012, **338**, 504–506; (j) M. D. Wodrich, B. Ye, J. F. Gonthier, C. Corminboeuf and N. Cramer, *Chem.–Eur. J.*, 2014, **20**, 15409–15418; (k) D. Wang, F. Wang, G. Song and X. Li, *Angew. Chem., Int. Ed.*, 2012, **51**, 12348–12352; (l) Z. Qi, M. Wang and X. Li, *Chem. Commun.*, 2014, **50**, 9776–9778; (m) T. T. Nguyen, L. Grigorjeva and O. Daugulis, *Angew. Chem., Int. Ed.*, 2018, **57**, 1688–1691.
- D. Leow, G. Li, T.-S. Mei and J.-Q. Yu, *Nature*, 2012, **486**, 518–522.
- (a) S. Lee, H. Lee and K. L. Tan, *J. Am. Chem. Soc.*, 2013, **135**, 18778–18781; (b) R.-Y. Tang, G. Li and J.-Q. Yu, *Nature*, 2014, **507**, 215–220; (c) G. Yang, P. Lindovska, D. Zhu, J. Kim, P. Wang, R.-Y. Tang, M. Movassaghi and J.-Q. Yu, *J. Am. Chem. Soc.*, 2014, **136**, 10807–10813; (d) M. Bera, A. Modak, T. Patra, A. Maji and D. Maiti, *Org. Lett.*, 2014, **16**, 5760–5763; (e) M. Bera, A. Maji, S. K. Sahoo and D. Maiti, *Angew. Chem., Int. Ed.*, 2015, **54**, 8515–8519; (f) L. Chu, M. Shang, K. Tanaka, Q. Chen, N. Pissarnitski, E. Streckfuss and J.-Q. Yu, *ACS Cent. Sci.*, 2015, **1**, 394–399; (g) T. Patra, R. Watile, S. Agasti, T. Naveen and D. Maiti, *Chem. Commun.*, 2016, **52**, 2027–2030; (h) S. Li, L. Cai, H. Ji, L. Yang and G. Li, *Nat. Commun.*, 2016, **7**, 10443–10450; (i) A. Maji, B. Bhaskararao, S. Singha, R. B. Sunoj and D. Maiti, *Chem. Sci.*, 2016, **7**, 3147–3153; (j) M. Bera, S. K. Sahoo and D. Maiti, *ACS Catal.*, 2016, **6**, 3575–3579; (k) H.-J. Xu, Y. Lu, M. E. Farmer, H.-W. Wang, D. Zhao, Y.-S. Kang, W.-Y. Sun and J.-Q. Yu, *J. Am. Chem. Soc.*, 2017, **139**, 2200–2203; (l) S. Bag, R. Jayarajan, R. Mondal and D. Maiti, *Angew. Chem., Int. Ed.*, 2017, **56**, 3182–3186; (m) M. Bera, S. Agasti, R. Chowdhury, R. Mondal, D. Pal and D. Maiti, *Angew. Chem., Int. Ed.*, 2017, **56**, 5272–5276; (n) U. Dutta, A. Modak, B. Bhaskararao, M. Bera, S. Bag, A. Mondal, D. W. Lupton, R. B. Sunoj and D. Maiti, *ACS Catal.*, 2017, **7**, 3162–3168; (o) L. Fang, T. G. Saint-Denis, B. L. H. Taylor, S. Ahlquist, K. Hong, S. S. Liu, L. L. Han, K. N. Houk and J.-Q. Yu, *J. Am. Chem. Soc.*, 2017, **139**, 10702–10714; (p) H.-J. Xu, Y.-S. Kang, H. Shi, P. Zhang, Y.-K. Chen, B. Zhang, Z.-Q. Liu, J. Zhao, W.-Y. Sun, J.-Q. Yu and Y. Lu, *J. Am. Chem. Soc.*, 2019, **141**, 76–79; (q) T. K. Achar, X. Zhang, R. Mondal, M. S. Shanavas, S. Maiti, S. Maity, N. Pal, R. S. Paton and D. Maiti, *Angew. Chem., Int. Ed.*, 2019, **58**, 10353–10360; (r) S. Li, H. Wang, Y. Weng and G. Li, *Angew. Chem., Int. Ed.*, 2019, **58**, 18502–18507; (s) S. Porey, X. Zhang, S. Bhowmick, V. K. Singh, S. Guin, R. S. Paton and D. Maiti, *J. Am. Chem. Soc.*, 2020, **142**, 3762–3774; (t) S. Bag, K. S., A. Mondal, R. Jayarajan, U. Dutta, S. Porey, R. B. Sunoj and D. Maiti, *J. Am. Chem. Soc.*, 2020, **142**, 12453–12466; (u) S. Bag, S. Jana, S. Pradhan, S. Bhowmick, N. Goswami, S. K. Sinha and D. Maiti, *Nat. Commun.*, 2021, **12**, 1393.
- X.-C. Wang, W. Gong, L.-Z. Fang, R.-Y. Zhu, S. Li, K. M. Engle and J.-Q. Yu, *Nature*, 2015, **519**, 334–338.
- (a) Z. Dong, J. Wang and G. Dong, *J. Am. Chem. Soc.*, 2015, **137**, 5887–5890; (b) P. Wang, M. E. Farmer, X. Huo, P. Jain, P.-X. Shen, M. Ishoey, J. E. Bradner, S. R. Wisniewski,



- M. D. Eastgate and J.-Q. Yu, *J. Am. Chem. Soc.*, 2016, **138**, 9269–9276; (c) J. Han, L. Zhang, Y. Zhu, Y. Zheng, X. Chen, Z.-B. Huang, D.-Q. Shi and Y. Zhao, *Chem. Commun.*, 2016, **52**, 6903–6906; (d) Q. Li and E. M. Ferreira, *Chem.–Eur. J.*, 2017, **23**, 11519–11523; (e) Q. Ding, S. Ye, G. Cheng, P. Wang, M. E. Farmer and J.-Q. Yu, *J. Am. Chem. Soc.*, 2017, **139**, 417–425; (f) G.-C. Li, P. Wang, M. E. Farmer and J.-Q. Yu, *Angew. Chem., Int. Ed.*, 2017, **56**, 6874–6877; (g) G. Cheng, P. Wang and J.-Q. Yu, *Angew. Chem., Int. Ed.*, 2017, **56**, 8183–8186; (h) M. E. Farmer, P. Wang, H. Shi and J.-Q. Yu, *ACS Catal.*, 2018, **8**, 7362–7367; (i) H. Shi, A. N. Herron, Y. Shao, Q. Shao and J.-Q. Yu, *Nature*, 2018, **558**, 581–585; (j) J. Wang and G. Dong, *Chem. Rev.*, 2019, **119**, 7478–7528; (k) Z. Wu, N. Fatuzzo and G. Dong, *J. Am. Chem. Soc.*, 2020, **142**, 2715–2720; (l) R. Li and G. Dong, *J. Am. Chem. Soc.*, 2020, **142**, 17859–17875.
- 7 N. Umeda, H. Tsurugi, T. Satoh and M. Miura, *Angew. Chem., Int. Ed.*, 2008, **47**, 4019–4022.
- 8 Z. Qi and X. Li, *Angew. Chem., Int. Ed.*, 2013, **52**, 8995–9000.
- 9 J. Park, J. Lee and S. Chang, *Angew. Chem., Int. Ed.*, 2017, **56**, 4256–4260.
- 10 (a) S. Mochida, M. Shimizu, K. Hirano, T. Satoh and M. Miura, *Chem.–Asian J.*, 2010, **5**, 847–851; (b) J. Wu, X. Cui, X. Mi, Y. Li and Y. Wu, *Chem. Commun.*, 2010, **46**, 6771–6773; (c) N. Umeda, K. Hirano, T. Satoh, N. Shibata, H. Sato and M. Miura, *J. Org. Chem.*, 2011, **76**, 13–24; (d) G. Song, X. Gong and X. Li, *J. Org. Chem.*, 2011, **76**, 7583–7589; (e) Z. Shi, C. Tang and N. Jiao, *Adv. Synth. Catal.*, 2012, **354**, 2695–2700; (f) Z.-C. Qian, J. Zhou, B. Li and B.-F. Shi, *Synlett*, 2014, **25**, 1036–1040; (g) J. Zheng and S.-L. You, *Chem. Commun.*, 2014, **50**, 8204–8207; (h) J. Jia, J. Shi, J. Zhou, X. Liu, Y. Song, H. E. Xu and W. Yi, *Chem. Commun.*, 2015, **51**, 2925–2928; (i) L. Shi, X. Zhong, H. She, Z. Lei and F. Li, *Chem. Commun.*, 2015, **51**, 7136–7139; (j) S.-S. Li, C.-Q. Wang, H. Lin, X.-M. Zhang and L. Dong, *Org. Lett.*, 2015, **17**, 3018–3021; (k) Á. M. Martínez, J. Echavarren, I. Alonso, N. Rodríguez, R. G. Arrayás and J. C. Carretero, *Chem. Sci.*, 2015, **6**, 5802–5814; (l) L. C. M. Castro, A. Obata, Y. Aihara and N. Chatani, *Chem.–Eur. J.*, 2016, **22**, 1362–1367; (m) K. Fukuzumi, Y. Unoh, Y. Nishii, T. Satoh, K. Hirano and M. Miura, *J. Org. Chem.*, 2016, **81**, 2474–2481; (n) P. Annamalai, W.-Y. Chen, S. Raju, K.-C. Hsu, N. S. Upadhyay, C.-H. Cheng and S.-C. Chuang, *Adv. Synth. Catal.*, 2016, **358**, 3642–3648; (o) X. Zhang, X. Yu, D. Ji, Y. Yamamoto, A. I. Almansour, N. Arumugam, R. S. Kumar and M. Bao, *Org. Lett.*, 2016, **18**, 4246–4249; (p) Z. He and Y. Huang, *ACS Catal.*, 2016, **6**, 7814–7823; (q) L. Wang, Y. Yu, M. Yang, C. Kuai, D. Cai, J. Yu and X. Cui, *Adv. Synth. Catal.*, 2017, **359**, 3818–3825; (r) A. Biswas, D. Giri, D. Das, A. De, S. K. Patra and R. Samanta, *J. Org. Chem.*, 2017, **82**, 10989–10996; (s) K. R. Bettadapur, R. Kapanaiiah, V. Lanke and K. R. Prabhu, *J. Org. Chem.*, 2018, **83**, 1810–1818; (t) X. Xu, H. Zhao, J. Xu, C. Chen, Y. Pan, Z. Luo, Z. Zhang, H. Li and L. Xu, *Org. Lett.*, 2018, **20**, 3843–3847; (u) Q. Li, Y. Wang, B. Li and B. Wang, *Org. Lett.*, 2018, **20**, 7884–7887; (v) H. Li, X. Yan, J. Zhang, W. Guo, J. Jiang and J. Wang, *Angew. Chem., Int. Ed.*, 2019, **58**, 6732–6736; (w) E. Tomita, K. Yamada, Y. Shibata, K. Tanaka, M. Kojima, T. Yoshino and S. Matsunaga, *Angew. Chem., Int. Ed.*, 2020, **59**, 10474–10478; (x) X. Yan, J. Jiang and J. Wang, *Angew. Chem., Int. Ed.*, 2022, DOI: [10.1002/anie.202201522](https://doi.org/10.1002/anie.202201522).
- 11 (a) R. Mi, G. Zheng, Z. Qi and X. Li, *Angew. Chem., Int. Ed.*, 2019, **58**, 17666–17670; (b) S. V. Kumar, S. Banerjee and T. Punniyamurthy, *Org. Chem. Front.*, 2019, **6**, 3885–3890; (c) S. Banerjee, S. V. Kumar and T. Punniyamurthy, *J. Org. Chem.*, 2020, **85**, 2793–2805.
- 12 C.-J. Zhou, H. Gao, S.-L. Huang, S.-S. Zhang, J.-Q. Wu, B. Li, X. Jiang and H. Wang, *ACS Catal.*, 2019, **9**, 556–564.
- 13 (a) K. C. Nicolaou, S. A. Snyder, N. Giuseppone, X. Huang, M. Bella, M. V. Reddy, P. B. Rao, A. E. Koumbis, P. Giannakakou and A. O'Brate, *J. Am. Chem. Soc.*, 2004, **126**, 10174–10182; (b) M. Naguib, P. Diaz, J. J. Xu, F. Astruc-Diaz, S. Craig, P. VivasMejia and D. L. Brown, *Br. J. Pharmacol.*, 2008, **155**, 1104–1116; (c) P. Diaz, S. S. Phatak, J. Xu, F. R. Fronczek, F. Astruc-Diaz, C. M. Thompson, C. N. Cavasotto and M. Naguib, *ChemMedChem*, 2009, **4**, 1615–1629; (d) M. Naguib, J. J. Xu, P. Diaz, D. L. Brown, D. Cogdell, B. Bie, J. Hu, S. Craig and W. N. Hittelman, *Anesth. Analg.*, 2012, **114**, 1104–1120; (e) F. Astruc-Diaz, S. W. McDaniel, J. J. Xu, S. Parola, D. L. Brown, M. Naguib and P. Diaz, *J. Pharm. Sci.*, 2013, **102**, 352–364.
- 14 (a) T. D. Sheppard, *J. Chem. Res.*, 2011, **35**, 377–385; (b) A. Peneau, C. Guillou and L. Chabaud, *Eur. J. Org. Chem.*, 2018, 5777–5794.
- 15 (a) S. G. Newman, J. K. Howell, N. Nicolaus and M. Lautens, *J. Am. Chem. Soc.*, 2011, **133**, 14916–14919; (b) H. Cong and G. C. Fu, *J. Am. Chem. Soc.*, 2014, **136**, 3788–3791; (c) W. You and M. K. Brown, *J. Am. Chem. Soc.*, 2015, **137**, 14578–14581; (d) Z. M. Zhang, B. Xu, Y. Qian, L. Wu, Y. Wu, L. Zhou, Y. Liu and J. Zhang, *Angew. Chem., Int. Ed.*, 2018, **57**, 10373–10377; (e) Z. M. Zhang, B. Xu, L. Wu, L. Zhou, D. Ji, Y. Liu, Z. Li and J. Zhang, *J. Am. Chem. Soc.*, 2019, **141**, 8110–8115; (f) R. C. Carmona, O. D. Köster and C. R. D. Correia, *Angew. Chem., Int. Ed.*, 2018, **57**, 12067–12070; (g) Z.-X. Tian, J.-B. Qiao, G.-L. Xu, X. Pang, L. Qi, W.-Y. Ma, Z.-Z. Zhao, J. Duan, Y.-F. Du, P. Su, X.-Y. Liu and X.-Z. Shu, *J. Am. Chem. Soc.*, 2019, **141**, 7637–7643; (h) Z.-M. Zhang, B. Xu, L. Wu, Y. Wu, Y. Qian, L. Zhou, Y. Liu and J. Zhang, *Angew. Chem., Int. Ed.*, 2019, **58**, 14653–14659; (i) H. Qi, D. Chi and S. Chen, *Org. Lett.*, 2022, **24**, 2910–2914.
- 16 S. Guo, P. Li, Z. Guan, L. Cai, S. Chen, A. Lin and H. Yao, *Org. Lett.*, 2019, **21**, 921–925.
- 17 (a) Z. Zuo, J. Wang, J. Liu, Y. Wang and X. Luan, *Angew. Chem., Int. Ed.*, 2020, **59**, 653–657; (b) L. Fan, J. Hao, J. Yu, X. Ma, J. Liu and X. Luan, *J. Am. Chem. Soc.*, 2020, **142**, 6698–6707; (c) M. Pérez-Gómez, P. Herrera-Ramírez, D. Bautista, I. Saura-Llamas and J.-A. García-López, *Organometallics*, 2022, **41**, 649–658; (d) J. Wu, L. Li, M. Liu, L. Bai and X. Luan, *Angew. Chem., Int. Ed.*, 2022, **61**, DOI: [10.1002/anie.202113820](https://doi.org/10.1002/anie.202113820).



- 18 (a) R. K. Thalji, K. A. Ahrendt, R. G. Bergman and J. A. Ellman, *J. Am. Chem. Soc.*, 2001, **123**, 9692–9693; (b) Z. Ding and N. Yoshikai, *Angew. Chem., Int. Ed.*, 2013, **52**, 8574–8578; (c) T. A. Davis, T. K. Hyster and T. Rovis, *Angew. Chem., Int. Ed.*, 2013, **52**, 14181–14185; (d) B. Ye, P. A. Donets and N. Cramer, *Angew. Chem., Int. Ed.*, 2014, **53**, 507–511; (e) Z. Shi, M. Bouladakis-Arapinis, D. C. Koester and F. Glorius, *Chem. Commun.*, 2014, **50**, 2650–2652; (f) T. A. Davis, C. Wang and T. Rovis, *Synlett*, 2015, **26**, 1520–1524; (g) K. Ghosh, R. K. Rit, E. Ramesh and A. K. Sahoo, *Angew. Chem., Int. Ed.*, 2016, **55**, 7821–7825; (h) D. F. Fernández, M. Gulías, J. L. Mascareñas and F. López, *Angew. Chem., Int. Ed.*, 2017, **56**, 9541–9545; (i) C. Chen, C. Shi, Y. Yang and B. Zhou, *Chem. Sci.*, 2020, **11**, 12124–12129; (j) W. Yu, C. Chen, L. Feng, T. Xia, C. Shi, Y. Yang and B. Zhou, *Org. Lett.*, 2022, **24**, 1762–1767.
- 19 B. Ye and N. Cramer, *J. Am. Chem. Soc.*, 2013, **135**, 636–639.
- 20 (a) Y. Park, K. T. Park, J. G. Kim and S. Chang, *J. Am. Chem. Soc.*, 2015, **137**, 4534–4542; (b) J. Park and S. Chang, *Angew. Chem., Int. Ed.*, 2015, **54**, 14103–14107; (c) H. Xiong, S. Xu, S. Sun and J. Cheng, *Org. Chem. Front.*, 2018, **5**, 2880–2884; (d) S. Y. Hong, Y. Hwang, M. Lee and S. Chang, *Acc. Chem. Res.*, 2021, **54**, 2683–2700.
- 21 (a) Y. Kunitobu, K. Kikuchi, Y. Tokunaga, Y. Nishina and K. Takai, *Tetrahedron*, 2008, **64**, 5974–5981; (b) K. D. Hesp, R. G. Bergman and J. A. Ellman, *J. Am. Chem. Soc.*, 2011, **133**, 11430–11433; (c) K. Muralirajan, K. Parthasarathy and C.-H. Cheng, *Org. Lett.*, 2012, **14**, 4262–4265; (d) W. Hou, B. Zhou, Y. Yang, H. Feng and Y. Li, *Org. Lett.*, 2013, **15**, 1814–1817; (e) J. R. Hummel and J. A. Ellman, *Org. Lett.*, 2015, **17**, 2400–2403.
- 22 (a) J. Stanslas, D. J. Hagan, M. J. Ellis, C. Turner, J. Carmichael, W. Ward, T. R. Hammonds and M. F. G. Stevens, *J. Med. Chem.*, 2000, **43**, 1563–1572; (b) H. Ihmels, K. Faulhaber, D. Vedaldi, F. Dall'Acqua and G. Viola, *Photochem. Photobiol.*, 2005, **81**, 1107–1115; (c) X. Cheng, D. Wang, L. Jiang and D. Yang, *Chem. Biodiversity*, 2008, **5**, 1335–1344; (d) K. Bbadra and G. S. Kumar, *Med. Res. Rev.*, 2011, **31**, 821–862; (e) K. Benner, H. Ihmels, S. Kölsh and P. M. Pithan, *Org. Biomol. Chem.*, 2014, **12**, 1725–1734; (f) A. Granzhan, H. Ihmels and M. Tian, *ARKIVOC*, 2015, 494–523; (g) K. Xu, Y. Fu, Y. Zhou, F. Hennesdorf, P. Machata, I. Vincon, J. J. Weigand, A. A. Popov, R. Berger and X. Feng, *Angew. Chem., Int. Ed.*, 2017, **56**, 15876–15881; (h) Q. Li, Y. Li, T. Min, J. Gong, L. Du, D. L. Phillips, J. Liu, J. W. Y. Lam, H. H. Y. Sung, I. D. Williams, R. T. K. Kwok, C. L. Ho, K. Li, J. Wang and B. Z. Tang, *Angew. Chem., Int. Ed.*, 2020, **59**, 9470–9477.

